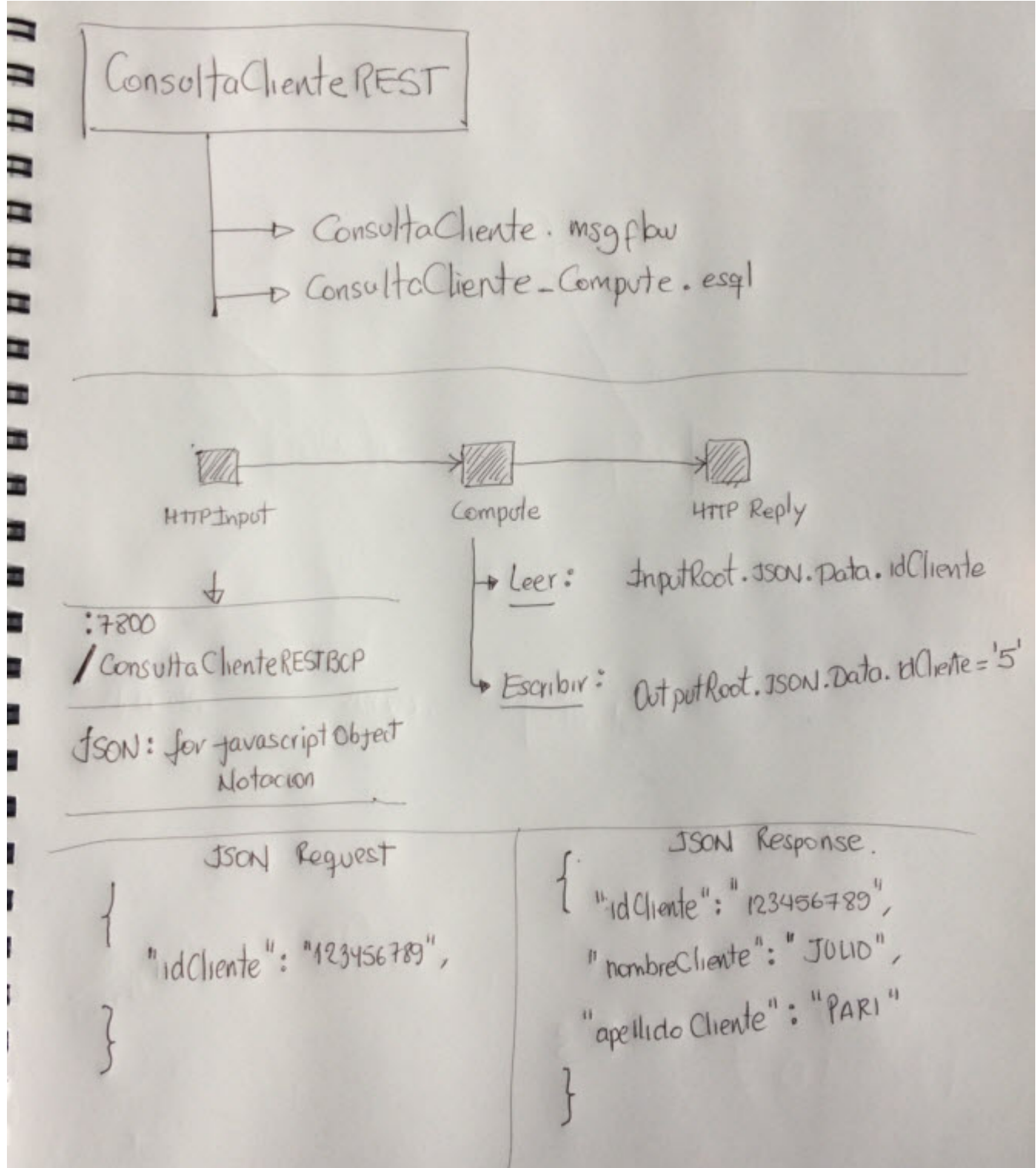
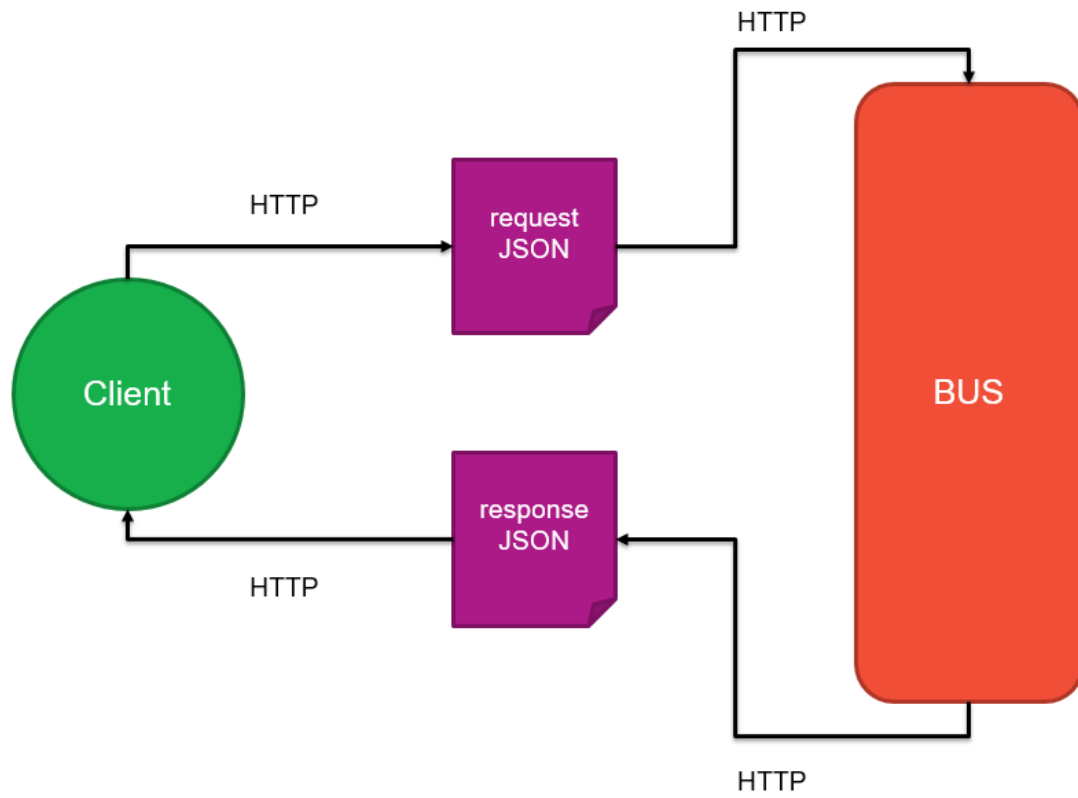


Descargar código fuente

Proceso de creación

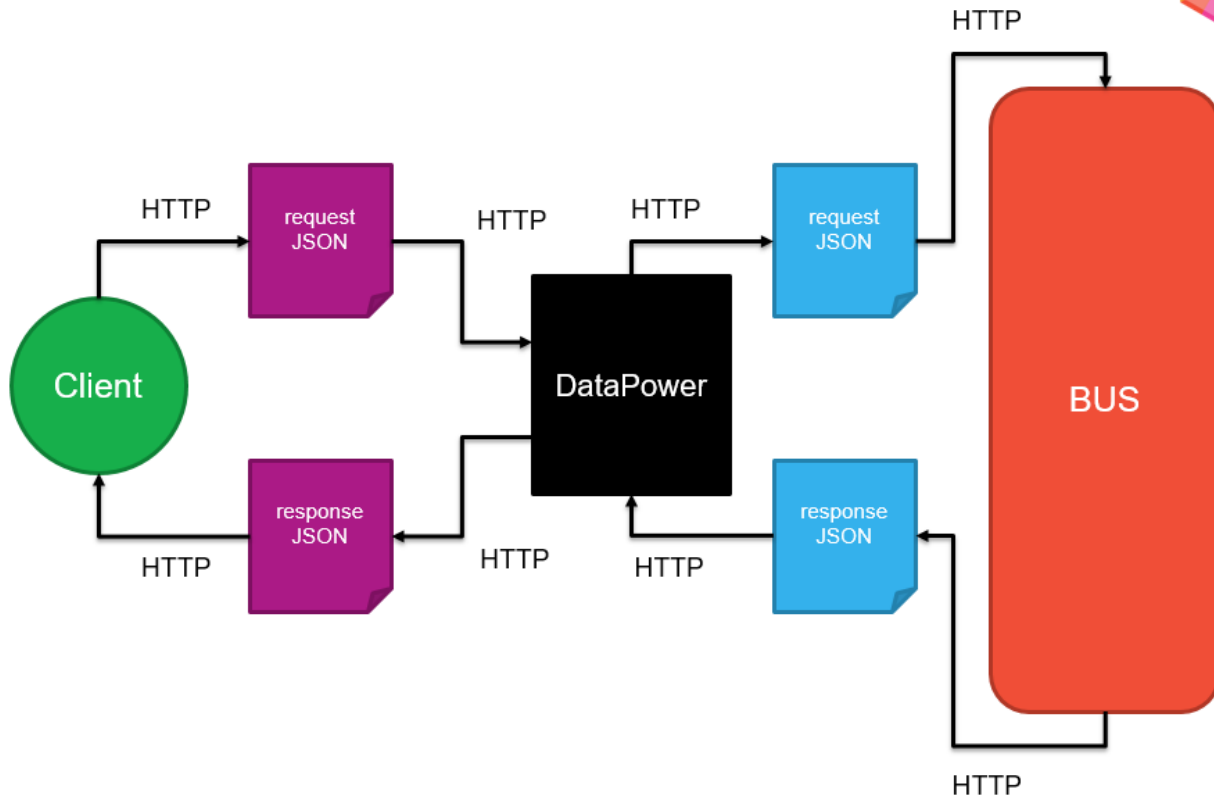


Web Service REST con Integration Bus v10





Web Service REST con Integration Bus v10 con DataPower v7

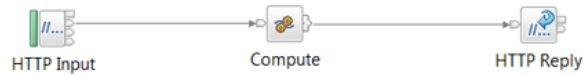




Proyecto REST: ConsultaClienteREST

Application Development

- └─ ConsultaClienteREST
 - └─ Flows
 - └─ ConsultaCliente.msgflow
 - └─ ESQs
 - └─ ConsultaCliente_Compute.esql
 - └─ ConsultaCliente_Compute



HTTP Input Node Properties - HTTP Input

Settings for working with the HTTPInput node.

Basic

Advanced Path suffix for URL* /ConsultaClienteRESTBCP

Input Message Parsing eg: /path/to/service, where the full url is http://server:7800/path/to/service

Parser Options Use HTTPS

Error Handling

HTTP Input Node Properties - HTTP Input

Determine how the node parses the incoming messages.

Basic

Advanced Message domain JSON : For JavaScript Object Notation messages

Input Message Parsing Message model

```

1
2 CREATE COMPUTE MODULE ConsultaCliente_Compute
3 CREATE FUNCTION Main() RETURNS BOOLEAN
4 BEGIN
5
6     CALL CopyMessageHeaders();
7
8     /*
9     JSON Request
10    {
11      "idCliente": "123456789"
12    }
13
14    JSON Response
15    {
16      "idCliente": "123456789",
17      "nombreCliente": "JULIO",
18      "apellidoCliente": "PARI"
19    }
20    */
21
22    SET OutputRoot.JSON.Data.idCliente = InputRoot.JSON.Data.idCliente;
23    SET OutputRoot.JSON.Data.nombreCliente = 'JULIO';
24    SET OutputRoot.JSON.Data.apellidoCliente = 'PARI';
25
26    RETURN TRUE;
27 END;
28
    
```

Prueba del Web Service REST con SoapUI



Request 1

Method: POST Endpoint: http://localhost:7800 Resource: /ConsultaClienteRESTBCP

| Name | Value | Style | Level |
|------|-------|-------|-------|
| | | | |

Required: Sets if parameter is required

Type: [Dropdown]

Options: [Dropdown] Add..

Media Type: application/json Post QueryString

```

{
  "idCliente": "1234567890"
}
    
```

Raw JSON: { "idCliente": "1234567890", "nombreCliente": "JULIO", "apellidoCliente": "PARI" }

Julio Pari (IT Architect IBM)



Si te ha interesado este artículo y deseas un apoyo o asesoría en algún requerimiento, envíame un mensaje a: (info@juliopari.com) o sino a través de LinkedIn:
<https://www.linkedin.com/in/juliopari/>
